

General information of the lesson

Students book: Go getter 4, unit 6 “Protect the planet”, text “Message in a bottle”

Message in a bottle

Do you think it's possible to make a boat out of plastic bottles, and then sail it across the Pacific Ocean from California to Australia? No? Well, that's exactly what David de Rothschild did with his boat, Plastiki.

David wanted to use the boat to protest against the pollution of our oceans. Every year about eight million tonnes of plastic gets into the sea. Fish and other sea animals, such as turtles, whales and dolphins eat the plastic and die. Experts say that if we don't do something now, there will soon be more rubbish in the ocean than fish.

To make Plastiki, David collected 12,500 old empty bottles. He used the bottles and other recycled materials to build the 18-metre boat, and he used a special glue made of nuts and sugar! When David and five of his friends left San Francisco at the start of their journey, people thought they were crazy. But four months later, they arrived in Sydney, Australia. The voyage was a big test for Plastiki. It sailed through storms and huge waves, but it survived!

David's message is simple: we have to stop polluting the sea with plastic. But we don't have to build a boat out of bottles to make a difference. If we buy and throw away less plastic, and if we recycle more, we will all help to save our oceans.

San Francisco

Sydney

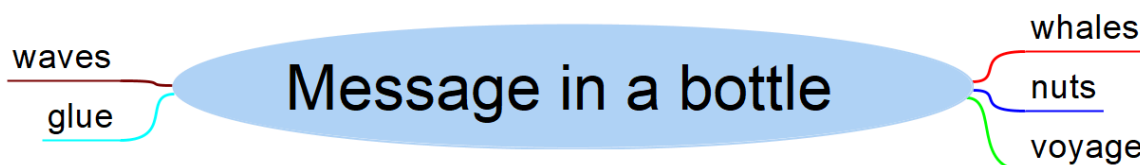
Vocabulary: whale, glue, nut, voyage, wave

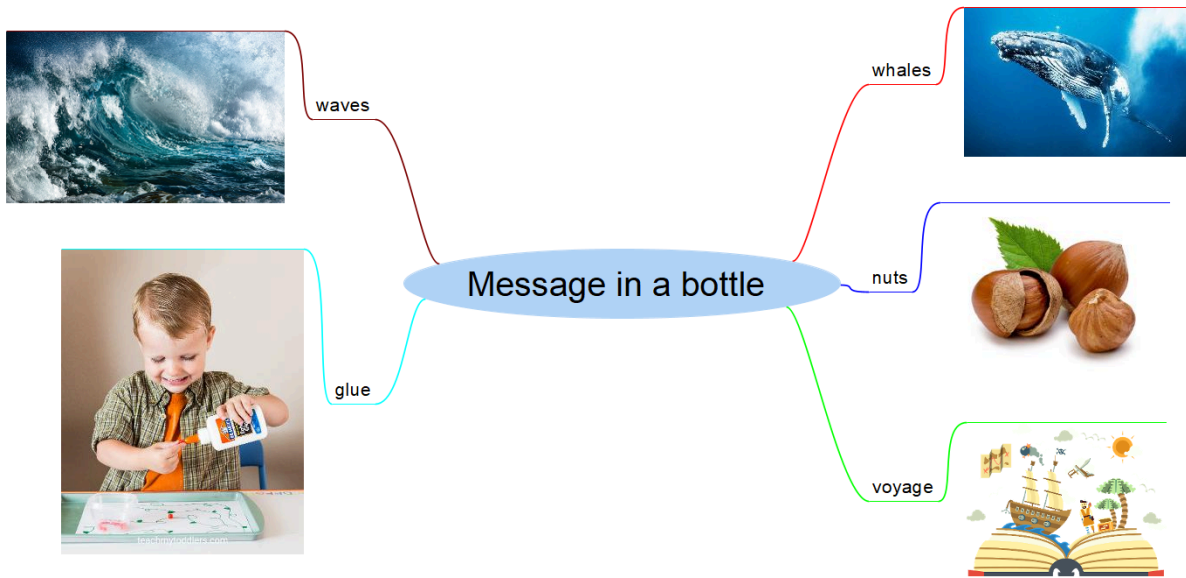
Stage of the lesson: vocab pre-teach

Level: A2+

Examples of the task: https://disk.yandex.ru/d/8LLQ-R4uOPIy_Q

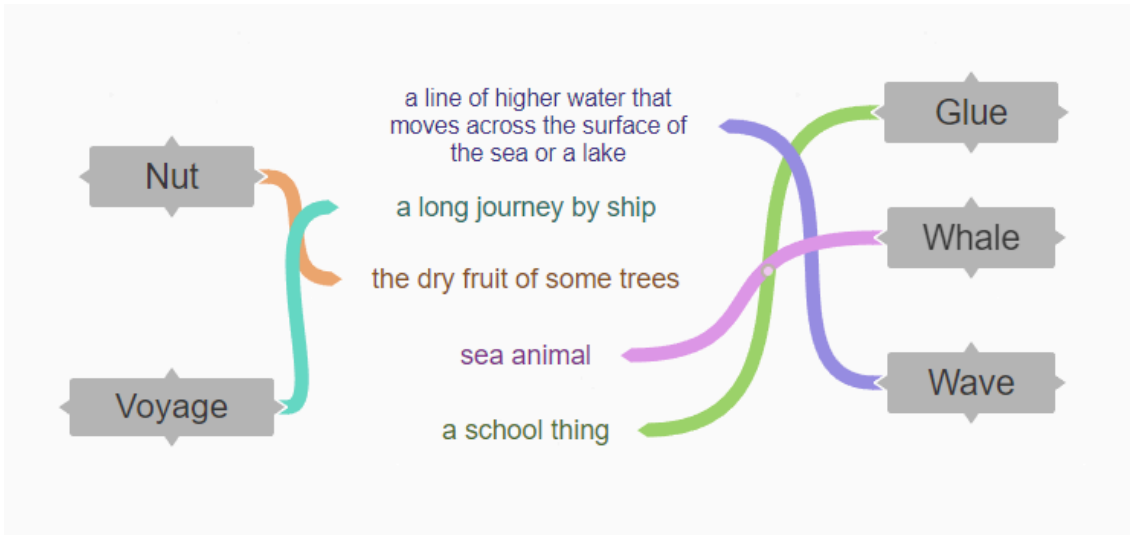
1. Look at the highlighted words in the text. Can you guess their meaning in the text? Let's check whether your guesses are correct or not. Look at the illustrations for these words (shown with the help of the mind map).



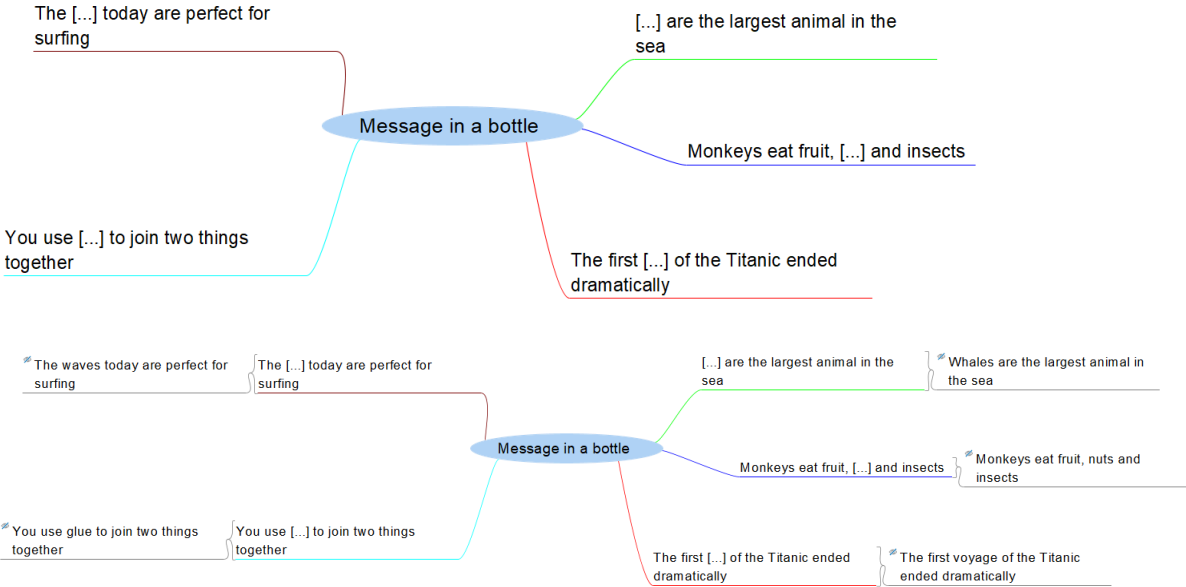


2. Match the same words with their meanings.

	a line of higher water that moves across the surface of the sea or a lake	
Nut	a long journey by ship	Glue
	the dry fruit of some trees	Whale
Voyage	a sea animal	Wave
	a school thing	



3. Now let's see how well you understand it. Complete the sentences with words highlighted in the text.



4. (This task may be used for fast finishers). Imagine that you create a dictionary for children who will read this text. Since you already understand what the highlighted words mean, try to make 3 most vivid or colourful examples of sentences with these words. A variant with the word "whale" is presented on the screen.

